



CALITRI TECHNOLOGY

DETECTION AND COUNTING FOR AQUACULTURE

FISH COUNTERS



LIGHT - ROBUST

ACCURATE

SENSOR SELFTEST

RAPID MAINTENANCE

Calitri sprl - 32, rue de la Blanche-Borne - B-6200 Châtelet – BELGIUM
Tel: +32 71 393268 - Mob: +32 497 461982
Email: info@calitri-technology.com - Site: www.calitri-technology.com

INFRARED DETECTION

PLUG & PLAY TECHNOLOGY

All electronic parts are waterproof – IP67
Easily removable and replaceable by the user on site



Waterproof – ip67
connectors molded on the cable
to connect all electronics module

Display module



Emitter module



Receiver module



Main module



Secure power supply



RAPID & EASY MAINTENANCE

THE DISPLAY SHOW THE COUNTING VALUE AND SENSOR DIAGNOSTICS



Counting values - 000062
Channels status 1 2 3 4 - correct
Sensitivity level 2 selected




Counting values - 000009
Channel 2 defective - black square
Sensitivity level 1 selected

FISH COUNTERS CHARACTERISTICS

FC12 FRY COUNTER

NEW



12 counting channels

Type of fry	trout - salmon - bass - bream
Counting size	1gr to 15gr
Counting capacity	125.000 fry/hour
Flow of water	min 4 m ³ /h max 8 m ³ /h
Number of channels	12
Channels width	30 mm
Input diameter	160 mm
Accuracy	97%
Dimensions L x l x P	1250 x 460 x 330 mm
Weight	18kg
Voltage	90-220Vac/15Vdc 50-60Hz


FC8



8 counting channels

Type of fish	trout - salmon - bass - bream
Counting size	8gr to 120gr
Counting capacity	4 tons/hour
Number of channels	8
Channels width	50 mm
Input diameter	160 mm
Accuracy	97%
Dimensions L x l x P	1250 x 460 x 330 mm
Weight	23kg
Voltage	90-220Vac/15Vdc 50-60Hz


FC4



4 counting channels

Type of fish	trout - salmon - bass - bream
Counting size	50gr to 900gr
Counting capacity	4 tons/hour
Number of channels	4
Channels width	100 mm
Input diameter	160 mm
Accuracy	97%
Dimensions L x l x P	1250 x 460 x 330 mm
Weight	18kg
Voltage	90-220Vac/15Vdc 50-60Hz

FC2



2 counting channels

Type of fish	trout - salmon - bass - bream
Counting size	300gr to 4,5kg
Counting capacity	5 tons/hour
Number of channels	2
Channels width	210 mm
Input diameter	200 mm
Accuracy	97%
Dimensions L x l x P	1250 x 460 x 380 mm
Weight	18kg
Voltage	90-220Vac/15Vdc 50-60Hz

USES OF THE FISH COUNTERS

THE FISH COUNTER OUTLET PLACED DIRECTLY IN A POND

The fish counter is placed on his support tubes directly in a pond

The fish counter inlet is placed to the fish grader outlet

Flow of water: 10 - 15 m³/h



THE FISH COUNTER OUTLET PLACED ON A RECEPTION TANK



The fish counter inlet is placed to the fish grader outlet

The fish counter is placed on a reception tank to redirect fish in another pond

Flow of water: 10 - 15 m³/h

MANUAL USE – FISH COUNTER PLACED DIRECTLY IN A POND

The fish counter is placed on his support tubes directly in a pond

Reception tank is placed to the fish counter inlet, a water pump supply water in this reception tank

Flow of water: 10 - 15 m³/h

